



# Nutrition Programs Gap Analysis for Older Nevadans

November 15, 2017

Sarah Yeats Patrick | Social Entrepreneurs, Inc. & Laura Urban | Office of Food Security

# Methodology of the Gap Analysis



# The Stakeholder Study Group (SSG)

The Stakeholder Study Group (SSG) oversaw development of the gap analysis

Included members from:

- Aging and Disability Services Division (ADSD)
- Food Bank of Northern Nevada
- Three Square Food Bank
- Division of Welfare and Supportive Services (DWSS)
- Catholic Charities
- Nevada Senior Center Association
- AARP Nevada
- Division of Public and Behavioral Health (DPBH)
- Healthy Communities Coalition
- Washoe County Senior Services
- Helping Hands of Vegas Valley
- Nevada Office of Food Security (OFS/DHHS)
- Nevada Women, Infants, and Children (WIC)

The study group was responsible for approved research questions, identified key informants, provided data, and developed recommendations.

# Methodology – Research and Data Collection

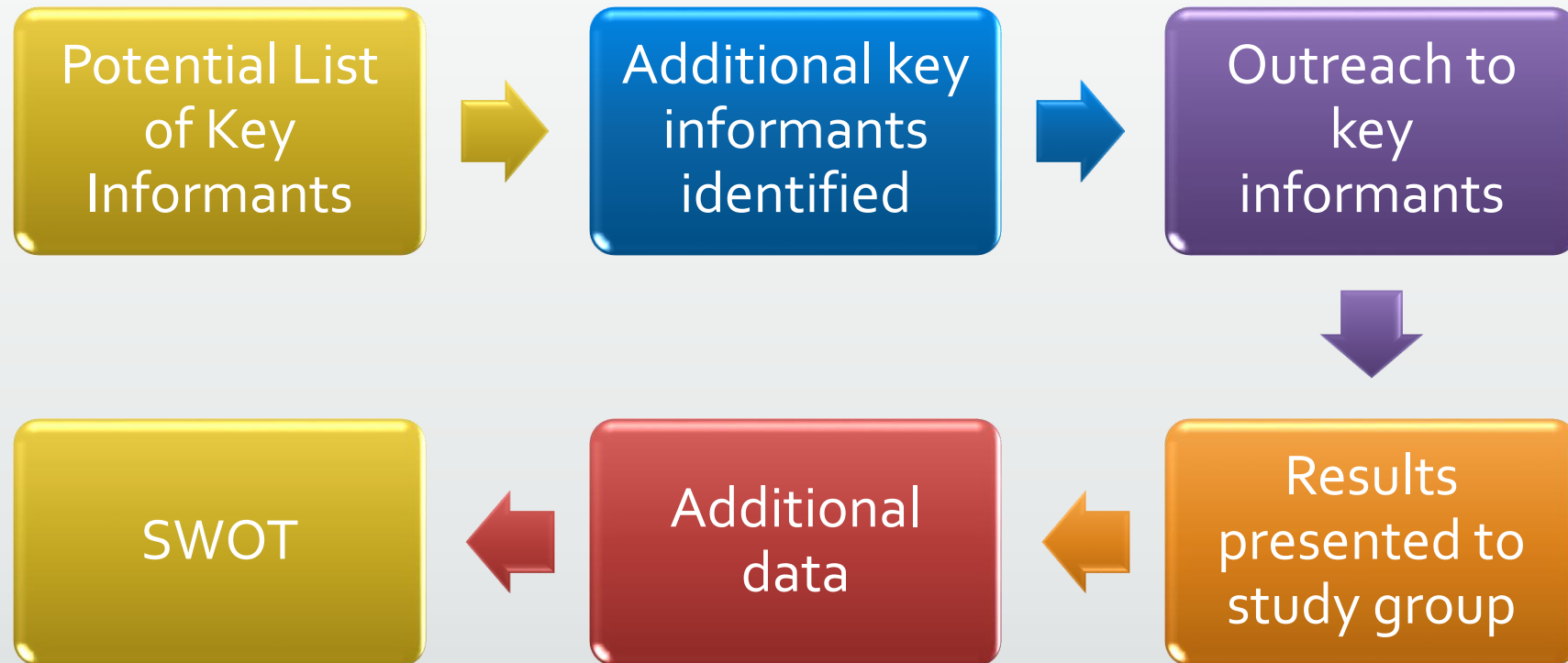
The research sought to answer the following study questions:

- What financial resources are available to support food programs for older Nevadans?
- What is the projected need for food services for older Nevadans?
- What are the variances by county?
- What trends have been forecast for older Nevadans?
- What are the non-food social determinants of health for older Nevadans?
- Are programs accessible to meet the needs of older Nevadans? (Where are we opening doors to food services for older Nevadans?)
- What gaps exist?

# Methodology – Research and Data Collection

- Research was conducted to understand current and projected future environmental factors facing older Nevadans and food insecurity.
- Data was collected from state sources, sponsors of food programs that reach older Nevadans, and independent research was conducted on demographics, projections, and trends
- The report was structured in the format approved by the study group during the first meeting on May 31, 2017

# Process for Developing Gap Analysis



# Expert Consultation

- Two national experts participated in two of the four meetings:
  - National Council on Aging
  - University of Illinois
- Both presenting data and best practices
- Provided input on work completed to date



# Methodology – Key Informant Interviews

- Key informant interviews were conducted to gather insight regarding the critical issues facing older Nevadans who do or may suffer from food insecurity
- Between June 26<sup>th</sup> and July 21<sup>st</sup>, 2017, **21** interviews were conducted with individuals identified by the SSG as having specialized knowledge about the food service spectrum in Nevada



# Gap Analysis Limitations

- The study is limited in outlining the tribal perspective of older American Indian food insecurity.
  - The Nevada Department of Agriculture (NDA) was able to provide input about the Food Distribution Program on Indian Reservations (FDPIR); however, researchers were unable to secure an interview with a tribal representative
- Some data sets were not available at the county level, which impacted the ability to provide some statewide comparisons
- There is a disproportionate weight on rural counties in the key informant interviews.

# Demographic Profile of Older Nevadans

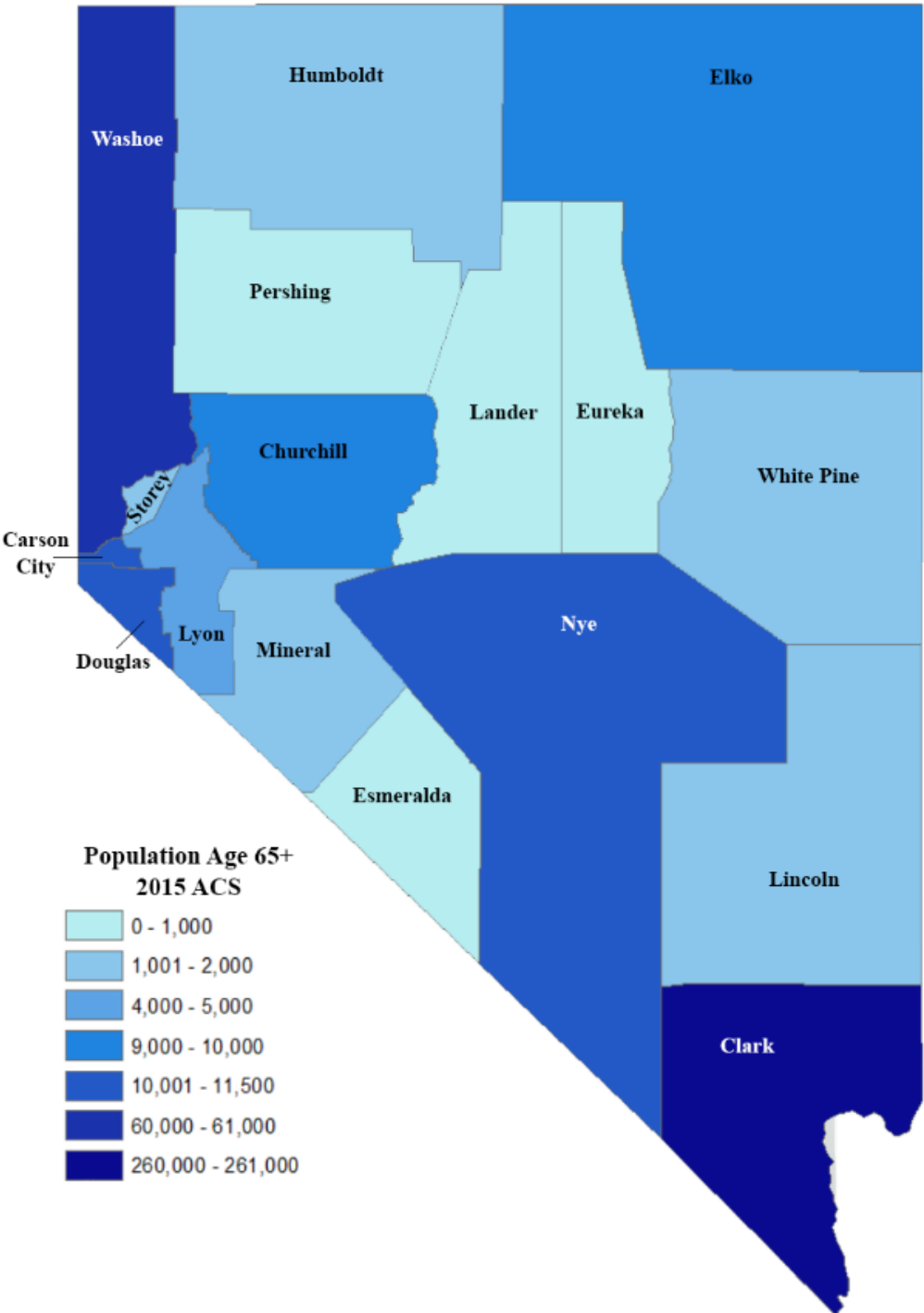
# Age Breakdown

- The older population is not limited to just those who are 65 years and older. Aging trends indicate that this population consists of three generations:
  - Pre-retirement (ages 50-64)
  - Retirement qualified (ages 65-84)
  - Oldest old (85 and older)

# Demographic Profile of Older Nevadans

#/% in Nevada	Age Group
<b>47% or 339,203</b>	Are pre-retirement (age 55-64 years)
<b>48% or 344,490</b>	Are retirement qualified (65-84 years)
<b>5% or 36,216</b>	Are oldest old (age 85+ years)

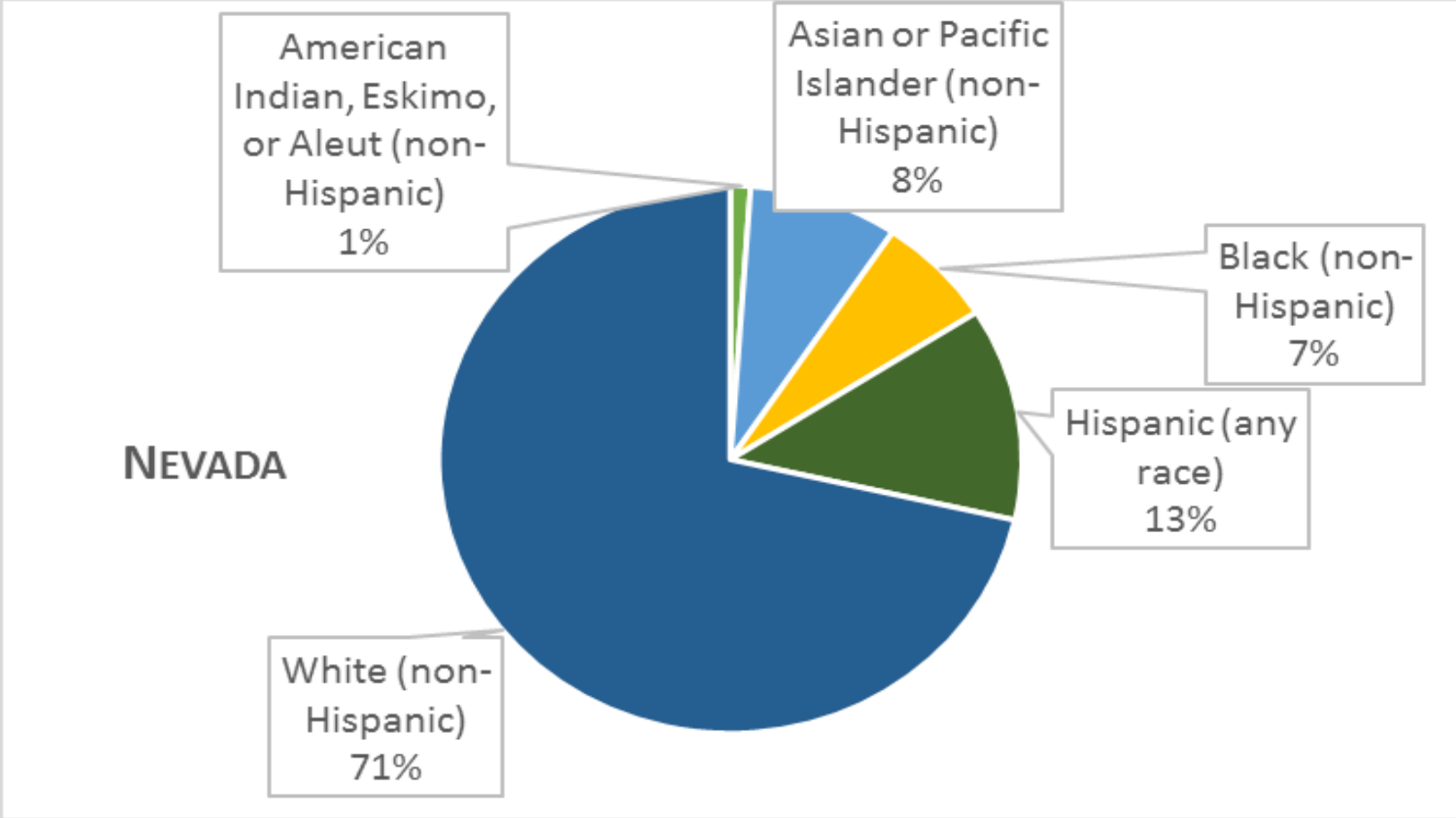
# Demographic Profile of Older Nevadans – Population by County



## Demographic Profile: Population Change between 2015-2025

County	Age 55-64	Age 65-84	Age 85+
	% Change	% Change	% Change
Clark	18.6	37.3	42.7
Washoe	-0.3	43.6	16.4
Balance of State	-8.6	21.4	65.5
Nevada (Total)	11.5	35.8	41.4

# Demographic Profile: Gender and Race/Ethnicity



# Food Insecurity Among Older Nevadans



# Definitions

- Food Insecurity
- Social Determinants of Health



# Food Insecurity Context

- 18.8 percent of older Nevadans were deemed food insecure in 2014
- In 2015, 41.3 percent of Nevada's older adult population lived alone
- Over a third of Nevadans ages 65 and older had a disability in 2015.
- 86 percent of older Nevadans received Social Security Benefits in 2015
- In 2013, **63.5 percent** of older Nevadans were either **burdened** or **very burdened** with the cost of housing
- Transportation is the number one need as identified by older people in Nevada in the rural and urban areas



# Maps and Other Data

- Nevada population - Page 7
- Disability – Page 12
- SSI – Page 25
- Senior Housing in Relation to Food Deserts – Pages 31-32
- Location of Food and Nutrition Programs – Pages 40-42
- Congregate Meal Clients – Page 46
- Home Delivered Meal Clients – Page 47
- SNAP Caseloads – Page 48
- Funding by County – Page 59
- Per Capita Expenditures – Page 60



# Food and Nutrition Resources for Older Nevadans

# Financial Profile of Nutrition Programs for Older Nevadans

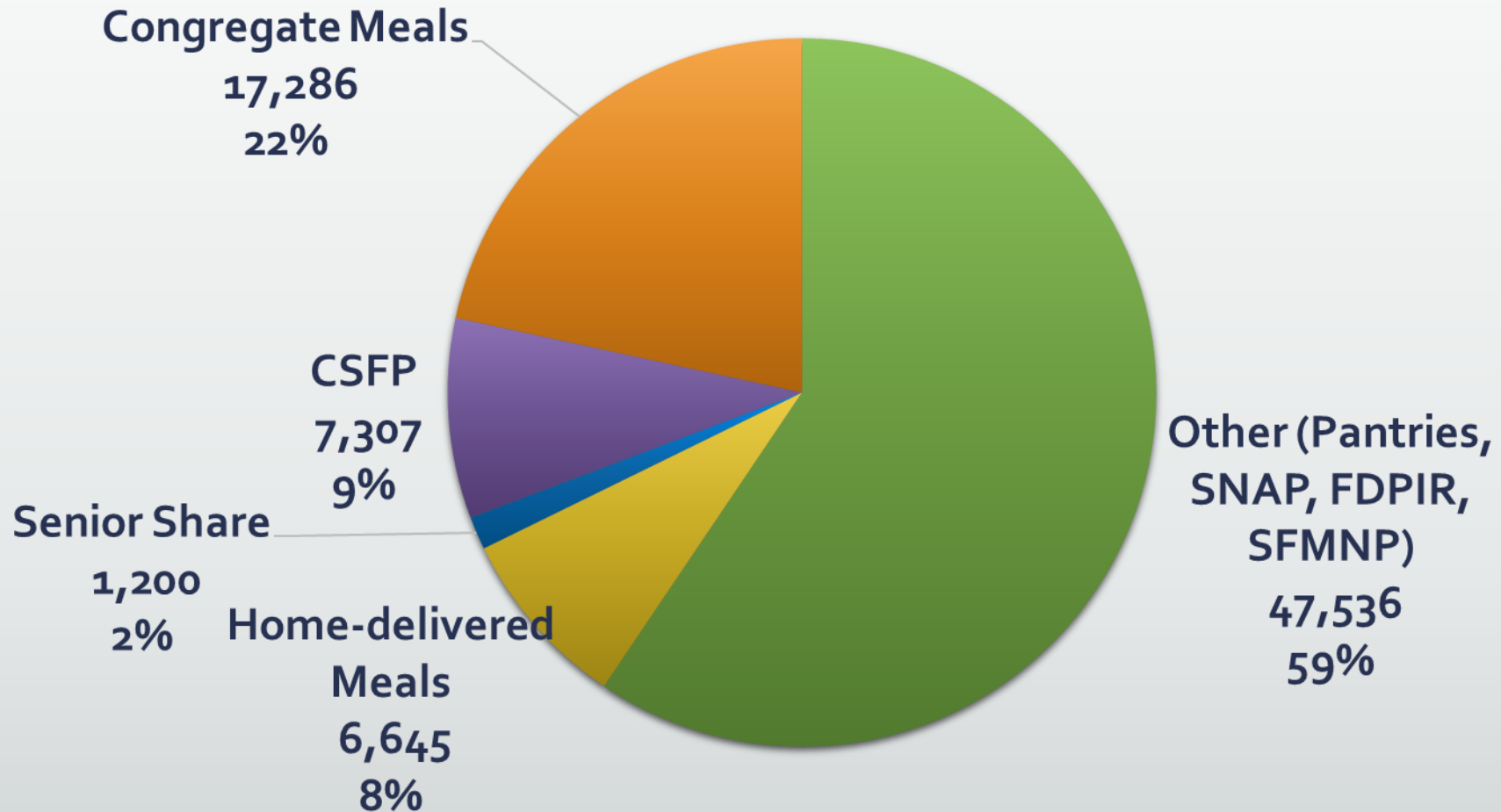
PROGRAM	BUDGET	ANNUAL COST PER CLIENT (IF APPLICABLE)
CONGREGATE MEALS THROUGH OAA TITLE IIIC	2017: \$1,591,409 2016: \$1,500,261	2016: \$43.43
HOME DELIVERED MEALS THROUGH OAA TITLE IIIC	2017: \$4,099,843 2016: \$3,949,453	2016: \$237.60
SNAP	2018: \$58,698,053	NOT APPLICABLE, BUDGET INCLUDES CHILDREN, ADULTS AND OLDER NEVADANS
COMMODITY SUPPLEMENTAL FOOD PROGRAM (CSFP)	2017: \$470,381	2017: \$4.93

# Financial Profile of Nutrition Programs for Older Nevadans

PROGRAM	BUDGET	ANNUAL COST PER CLIENT (IF APPLICABLE)
SENIOR'S FARMER'S MARKET NUTRITION PROGRAM (SFMNP)	2016: \$151,758	2016: \$25.74
NUTRITION SERVICES INCENTIVE PROGRAM (NSIP)	2017: \$1,457,149	CASH OPTION PROVIDED, # OF CLIENTS SERVED IS NOT AVAILABLE
FOOD DISTRIBUTION PROGRAM ON INDIAN RESERVATION (FDPIR)	2017: \$262,777 (INCLUDES CHILDREN AND ADULTS)	NUMBER OF SENIORS SERVED IS NOT AVAILABLE
FBNN	2015-2016: \$159,779 (CSFP) \$1,390,483 (FOOD DISTRIBUTION PROGRAMS)	COST TO SERVE CLIENTS IS PENNIES ON THE DOLLAR
THREE SQUARE FOOD BANK	2015-2016: \$325,194	
GENERAL FUNDS FOR RURAL SPONSORS	2016: \$165,000	NOT APPLICABLE

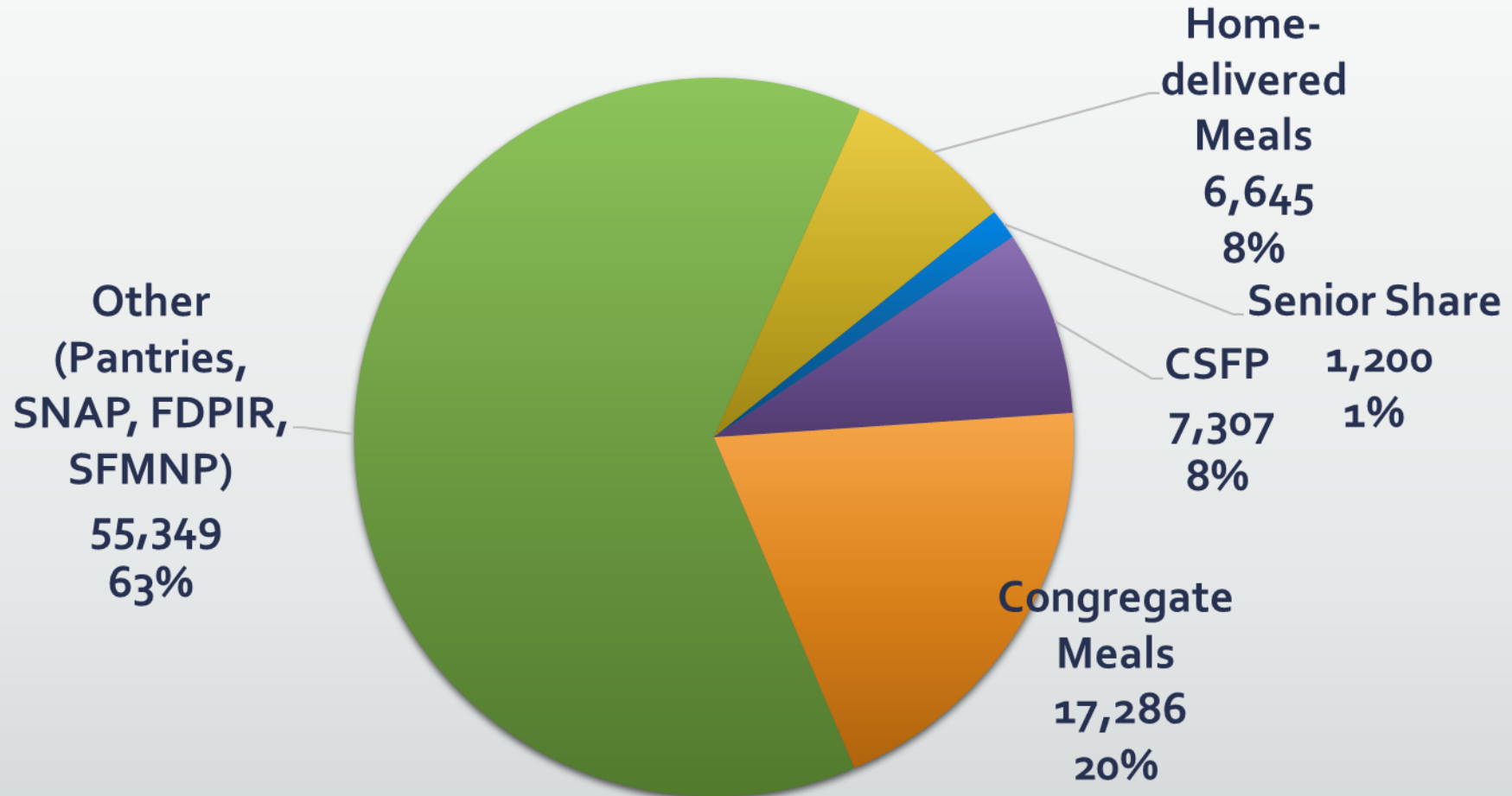
# Funding Gap Projections

## Current Individuals Served



# Funding Gap Projections

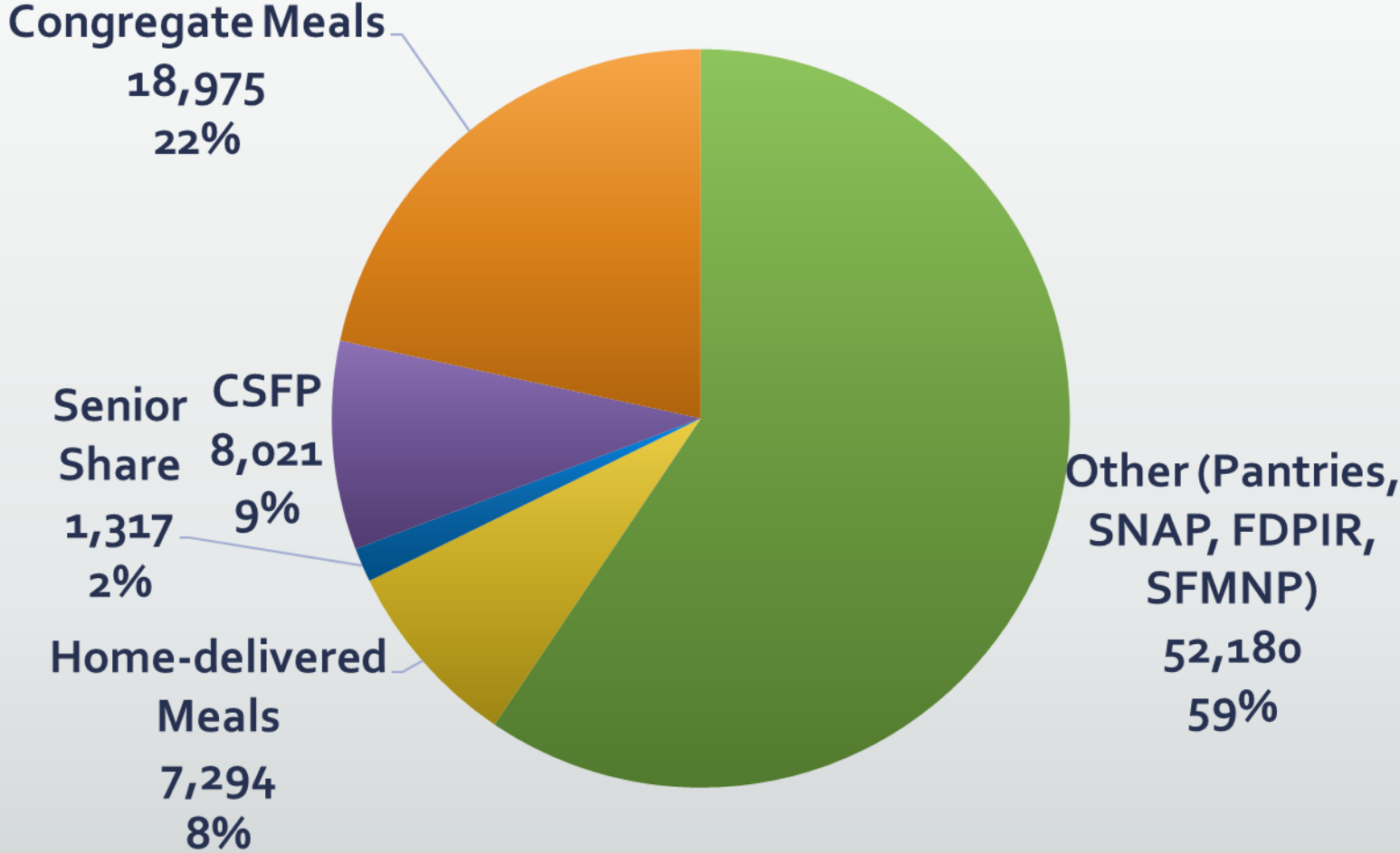
## Individuals Served If Service Levels Stay the Same





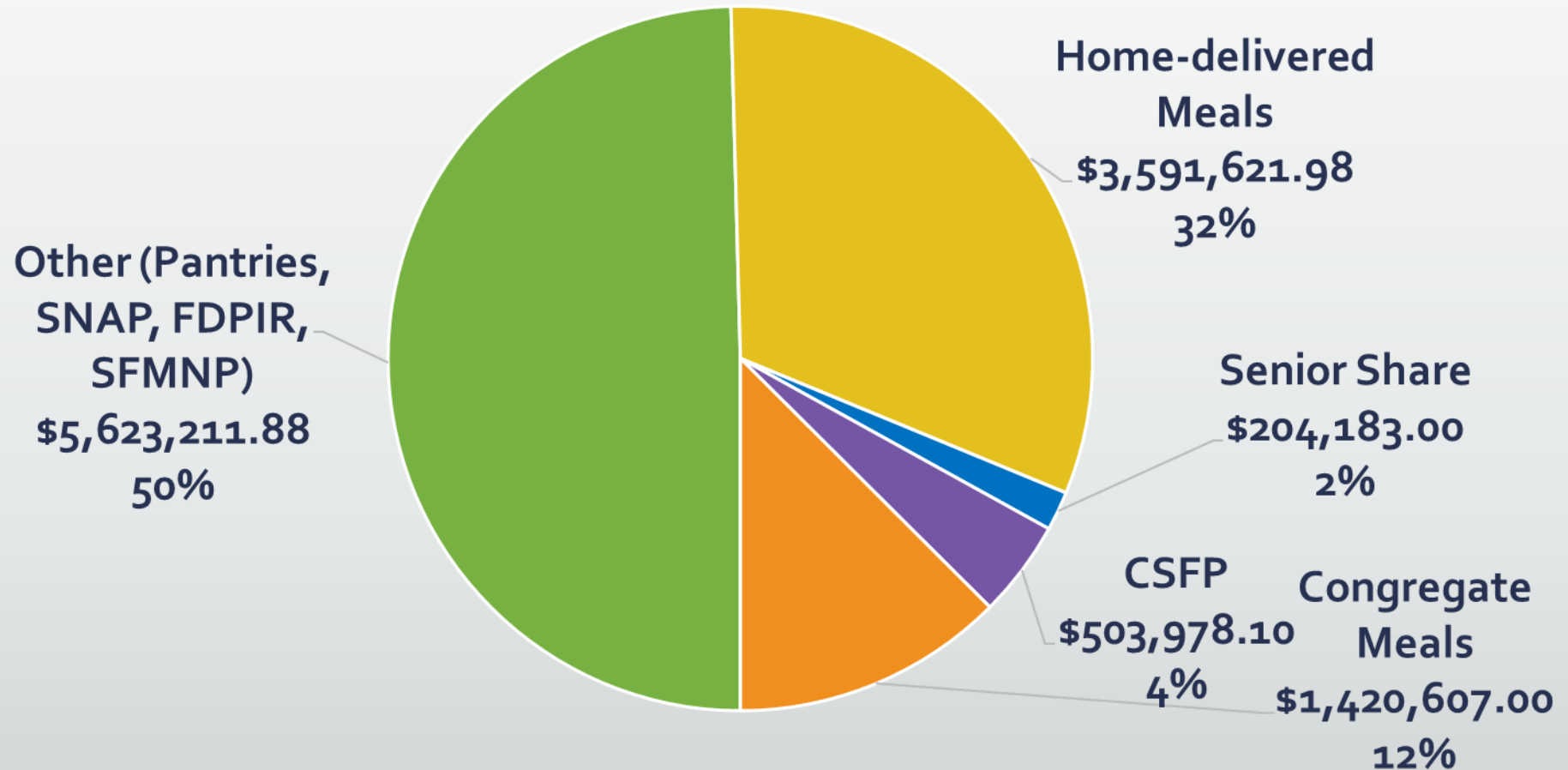
# Funding Gap Projections

## 2020 Individuals Served



# Funding Gap Projections

## Funding to Maintain Proportionate Levels of Service



# Financial Profile of Nutrition Programs for Older Nevadans

Funding was a key issue discussed during the key informant interviews:

- **Per Meal Reimbursement and Funding Formula** - The current per meal reimbursement is less than the cost of the actual meal
- **Rate Review** - Rates have not increased in 16 years
- **Funding Loss** - Not all areas in Nevada receive county funding for their nutrition programs for older adults

# Recommendations



## Policy Recommendations

- Establish the Governor's Council on Food Security as a permanent advisory committee, board, or commission.
- Maximize food access by encouraging utilization of all available food programs for which older Nevadans and their dependents are eligible.



## Policy Recommendations

- Provide the Gaps Analysis to the Governor's Council on Food Security and the Commission on Aging for review, adoption, and implementation as appropriate.
- Support person centered planning and service delivery through a "no wrong door" approach for all providers of nutrition services and create a continuum of nutrition services.



## Policy Recommendations

- Collaborate with transportation services to promote access to food.
- The Governor's Council on Food Security should regularly review food and nutrition state plan proposals to make recommendations related to nutrition for older Nevadans.



## Policy Recommendations

- Provide the ADSD Meal Cost Study (Fall 2018) to the Governor's Council on Food Security and the Commission on Aging to develop recommendations based on the study results.
- Request the Governor's Council on Food Security and Commission on Aging support advocacy efforts to oppose changes to SNAP that increase stigma and eliminate entitlement.





# Operations Recommendations

- Support innovative approaches for home delivered groceries and meals through:
  - A. Reimbursable services (Medicaid and Medicare)
  - B. Food security grant funds/success contracts through DHHS
  - C. SNAP redemptions via online grocery ordering
  - D. SNAP redemptions to support nutrition non-profit sponsors for older Nevadans
  - E. Increase the number of programs/funding for offering home-delivered groceries for self-prepared meals
  - F. Connect food delivery to social engagement



# Operations Recommendations

- Implement strategies to encourage and reduce barriers to SNAP participation among eligible older adults:
  - A. Lengthen certification period to promote participation
  - B. Work with DWSS, Senior Farmers' Market Coupon Program, EBT access at Farmers' Markets, and ADSD to implement new practices
  - C. Promote a SNAP enrollment drive among seniors



# Operations Recommendations

- Utilize banquet meals rescue for non-reimbursable meals for congregate meal programs.
- Support partnerships and capacity building to create greater efficiencies in programs that would allow for more older Nevadans to be served.
- Expand diversity of foods available through food banks and commodity foods to address client needs for animal protein and dairy as part of a balanced diet.



# Funding Recommendations

- Support all efforts to secure Medicaid and Medicare funding for the reimbursement of nutrition related services.
- Request the Governor's Council on Food Security and Commission on Aging support advocacy efforts to increase meal reimbursement rates based on the findings of the ADSD Rates Study to create parity between children and senior meal programs.
- Request the Governor's Council on Food Security and Commission on Aging support advocacy efforts to Congress to increase funding for meal programs serving older Nevadans through the Older Americans Act and provide states greater flexibility in administration to meet local needs.

# Questions



# Next Steps

